

# OIDB ACTIVITIES AT A GLANCE

2016-17  
(July - September)



तेल उद्योग विकास बोर्ड

पेट्रोलियम एवं प्राकृतिक गैस मंत्रालय, भारत सरकार

**Oil Industry Development Board**

Ministry of Petroleum & Natural Gas, Government of India

## FOREWORD

I am glad to release the July–September, 2016 edition of the “OIDB Activities at a Glance”.

During this quarter, Oil Industry Development Board (OIDB) disbursed a total grant of Rs. 68.19 crore to its regular Grantee Institutions and R&D organizations. Besides, a loan of Rs. 346.00 crore was also been released to the oil PSUs. In addition, an equity contribution of Rs. 48.57 crore has also been made in Indian Strategic Petroleum Reserves Limited (ISPRL) taking its equity to Rs. 3552.80 crore.

OIDB organized “Hindi Pakhwada” from 14th September, 2016 to 28th September, 2016, during which a Kavi Sammelan, workshop on ‘Hindi aur IT Anuparyog’ and a Book Exhibition was organized.

I feel proud in informing that OIDB has been awarded with “Raj Bhasha Kirti Puraskaar” for its achievements in implementation of the Official Language policy of Government of India under the category of Board/Autonomous organizations in ‘A’ region for the year 2015-16. The award was presented by the Hon’ble President of India, Shri Pranab Mukherjee, in a function held on 14th September 2016 at Rashtrapati Bhawan, New Delhi.



(Sanjiv Mittal)  
Secretary, OIDB

## राजभाषा कीर्ति पुरस्कार



“राजभाषा कीर्ति पुरस्कार” भारत के माननीय राष्ट्रपति श्री प्रणबमुखर्जी से 14 सितंबर 2016 को राजभाषा कार्यान्वयन में सराहनीय कार्य करने के लिए राजभाषा कीर्ति पुरस्कार योजना के अंतर्गत प्रथम पुरस्कार प्राप्त करते हुए श्री संजीव मित्तल, सचिव, तेल उद्योग विकास बोर्ड साथ में माननीय केंद्रीय गृह मंत्री श्री राजनाथ सिंह एवं माननीय केंद्रीय गृह राज्य मंत्री श्री किरेनरीजीजू भी उपस्थित हैं।

तेल उद्योग विकास बोर्ड को गृह मंत्रालय, भारत सरकार द्वारा वर्ष 2015–16 के लिए के क्षेत्र में स्थित बोर्ड/स्वायत्त संगठनों आदि के बीच उत्कृष्ट राजभाषा कार्यान्वयन के लिए राजभाषा कीर्ति पुरस्कार योजना के अंतर्गत प्रथम पुरस्कार से सम्मानित किया गया है। राजभाषा कीर्ति पुरस्कार कार्यान्वयन के क्षेत्र में भारत सरकार द्वारा दिया जाने वाला सर्वोच्च पुरस्कार है। तेल उद्योग विकास बोर्ड ने अपने लक्ष्यों और उद्देश्यों के विकास के साथ-साथ राजभाषा क्षेत्र में भी गुणात्मक प्रगति की है।

## OIDB ACTIVITIES AT A GLANCE

**O**il Industry Development Board (OIDB) came into existence in 1975 after the enactment of Oil Industry (Development) Act, 1974. The Board is mandated under the said Act to provide assistance by way of making grants or advancing loans, providing guarantees on loans and deferred payments of oil industrial concerns, underwriting or subscribing to the stock, shares, bonds and debentures of oil industrial concerns. The assistance is provided by the Board for undertaking the following activities:-

- a) Prospecting for an exploration of mineral oil within India (including the continental shelf thereof) or outside India;
- b) The establishment of facilities for production, handling, storage and transport of crude oil;
- c) Refining and marketing of petroleum and petroleum products;
- d) The manufacture and marketing of petrochemicals and fertilizers;
- e) Scientific, technological and economic research which could be, directly or indirectly, useful to oil industry;
- f) Experimental or pilot studies in any field of oil industry;
- g) Training of personnel, whether in India or outside, engaged or to be engaged in any field of oil industry and such other measures as may be prescribed.

In pursuance of its mandate, OIDB has been

providing assistance through Grants to the five regular grantee institutes namely Directorate General of Hydrocarbons (DGH), Oil Industry Safety Directorate (OISD), Centre for High Technology (CHT), Petroleum Conservation Research Association (PCRA) and Petroleum Planning and Analysis Cell (PPAC). To promote R&D in the oil sector, OIDB has also provided financial assistance from time to time to various projects of Indian Institute of Petroleum, Dehradun, National Geophysical Research Institute, Hyderabad, IIT Mumbai, Birla Institute of Technology, Ranchi, Central Institute of Plastic Engineering and Technology Chennai, Bharatidasan University, Tamilnadu, IOCL (R&D), NGHP projects and projects of Government of Rajasthan. The Board is also providing capital grant to Rajiv Gandhi Institute of Petroleum Technology (RGIPT) to meet its capital expenditure on the projects being carried out at Sivasagar, Assam and Jaes, Rae Bareilly. Since 1975-76 to 2015-16, OIDB has disbursed accumulative grant of Rs. 2607.76 crore. During 2016-17 (till 30-09-2016) Rs.424.91 crore has also been released towards grants to these grantee institutes.

OIDB has been providing loan assistances to oil PSUs ever since its creation in 1974-75 and disbursed a cumulative loan of Rs. 40286.24 crore till the FY-2015-16. Gas Authority of India Ltd. (GAIL), Indian Oil Corporation (IOC), Mangalore Refineries Petrochemicals Ltd.

(MRPL), Brahmaputra Crackers Polymers Limited (BCPL), Bharat Petroleum Corporation Ltd. (BPCL), Chennai Petrochemicals Corporation Ltd. (CPCL) and Hindustan Petroleum Corporation Ltd. (HPCL) are the major beneficiaries of the loan disbursed by OI DB to oil PSUs.

The loan has been primarily utilized to fund gas and oil pipeline projects, setting up of new refineries and quality improvement of existing refineries, single point mooring projects and city gas distribution projects etc. During 2016-17 (till 30-09-2016), loan of Rs. 346.00 crore has also been disbursed to Oil PSUs.

To ensure energy security, the Government of India had decided to set up 5.33 million metric tons (MMT) of strategic crude oil storages at three locations namely, Visakhapatnam, Mangalore and Padur (near Udupi). These strategic storages would be in addition to the existing storages of crude oil and petroleum products with the oil companies and would serve as a cushion in response to external supply disruptions. The construction of the strategic crude oil storage facilities is being managed by Indian Strategic Petroleum Reserves Limited (ISPRL), a Special Purpose Vehicle, which is a wholly owned subsidiary of Oil Industry Development Board (OI DB). As against the approved equity contribution of Rs 3832.56 crore, OI DB has participated its equity contribution of Rs. 3456.61 crore till 31-03-2016 to ISPRL. During the FY-2016-17 (till 30-09-2016), equity of Rs. 96.19 crore has also been released to ISPRL. Besides, OI DB has also made an equity

investment of Rs 50.34 crore in M/s Biecco Lawrie Ltd. – a PSU under Ministry of Petroleum and Natural Gas.

Besides, OI DB has also contributed Rs 40.00 crore towards Hydrogen Corpus Fund (HCF), which was created by Ministry of Petroleum and Natural Gas, Government of India to promote use of hydrogen as auto fuel. The total corpus of the fund is Rs 100 crore, which is shared by OI DB and Oil PSUs in the ratio of 40:60. The approved eight projects under HCF have been completed at a cost of Rs. 27.00 crore. A total corpus of Rs. 136.60 crore (approx.) exists as on 30.9.2016 under HCF.

OI DB is instrumental in setting up of Hydrocarbon Sector Skill Council (HSSC) along with Petrofed. HSSC has the vision to meet diverse skill requirements of the Hydrocarbon Industry and enhancing employability and opportunities, locally and globally.

OI DB also administers OI DB Relief Trust, which was created by Ministry of Petroleum and Natural Gas on 9.7.2000. About Rs 15.00 crore has been released from the Trust account since its creation in 2001-02 of which Rs 1.00 crore released during the FY-2015-16 to Ministry of Human Resource for funding girls toilets. The fund from the Trust account has been primarily used for reimbursement of cost of diesel used in transportation of drinking water to the drought affected areas and for undertaking other welfare activities. Contributions have also been made to PM National Relief Fund and to Chief Minister Relief Fund, Uttarakhand.

## BASIC PETROLEUM STATISTICS

S. No.	Particulars	Unit/BASE	2013-14	2014-15	2015-16 (P)
1	CRUDE OIL PRODUCTION IN INDIA	MMT	37.8	37.5	36.9
2	PRODUCTION OF PETROLEUM PRODUCT IN INDIA	MMT	220.3	220.7	230.7
3	CONSUMPTION OF PETROLEUM PRODUCTS IN INDIA	MMT	158.4	165.5	183.5
4	NATURAL GAS (Gross Production)	MMSCM	35407	33657	32249
5	NATURAL GAS (Net Production excluding gas flare)	MMSCM	34574	32693	31138
6.	AVERAGE CRUDE OIL PRICES	USD/BBL	105.52	84.16	46.17
7	IMPORTS & EXPORTS :				
	CRUDE OIL (IMPORTS)	\$ Billion	143.0	112.7	64.0
	PETROLEUM PRODUCTS- (IMPORTS)	\$ Billion	12.2	12.2	10.0
	PETROLEUM IMPORTS (CRUDE +POL PRODUCTS)	\$ Billion	155.2	124.9	74.4
	PETROLEUM PRODUCT EXPORTS	\$ Billion	60.7	47.3	27.1
8	GROSS PETROLEUM IMPORTS AS % OF INDIA'S GROSS IMPORTS IN VALUE TERMS	%	34.5	27.9	19.4
9	GROSS PETROLEUM EXPORTS AS % OF INDIA'S GROSS EXPORTS IN VALUE TERMS	%	19.3	15.2	10.5
10	IMPORT DEPENDENCY (Based on consumption)	%	77.6	78.5	80.8
11	FDI INFLOW IN PETROLEUM AND NATURAL GAS	USD	112.23	1075.42	N/A

Source : Ministry of Petroleum & Natural Gas, PPAC

## OIDB CORPUS W.E.F. 1974-75 TO 2015-16

(Rs. in crore)

Year	Collection of cess on crude oil by Govt.	Payment made to OIDB by Govt.	Loan disbursed by OIDB	Grant disbursed by OIDB	Accretion to OID Fund
1974-75	30.82	16.01	16.00	-	-
1975-76	50.05	62.27	61.63	0.20	2.03
1976-77	52.88	48.19	51.69	0.25	5.32
1977-78	63.72	50.10	54.67	0.20	8.59
1978-79	68.89	20.00	26.11	1.20	9.76
1979-80	69.70	140.00	165.56	0.22	16.75
1980-81	60.40	25.01	91.51	1.04	34.78
1981-82	138.97	142.92	187.90	1.59	41.03
1982-83	268.83	100.00	235.44	0.46	59.30
1983-84	812.80	-	124.87	1.01	47.00
1984-85	850.12	-	233.20	4.89	82.41
1985-86	897.66	-	70.97	7.36	97.55
1986-87	981.50	-	165.04	9.52	103.54
1987-88	1806.60	-	242.01	5.42	108.48
1988-89	2013.64	63.09	260.39	11.37	121.55
1989-90	2914.57	50.00	241.09	8.64	129.31
1990-91	2785.15	89.81	294.94	6.52	259.03
1991-92	2500.64	95.00	1029.83	9.71	287.32
1992-93	2207.61	-	706.20	11.29	267.30
1993-94	2175.46	-	915.82	12.22	396.51
1994-95	2566.16	-	276.27	26.15	319.49
1995-96	2819.52	-	822.38	27.29	395.50
1996-97	2558.03	-	1428.21	44.24	494.98
1997-98	2528.74	-	1513.65	37.80	510.55
1998-99	2448.18	-	1107.15	51.24	544.82
1999-00	2589.44	-	980.32	45.41	615.52
2000-01	2582.21	-	1144.83	57.15	565.01
2001-02	2722.79	-	1504.25	96.51	613.85
2002-03	4873.17	-	1790.50	123.07	355.61
2003-04	4919.49	-	520.00	77.21	247.36
2004-05	5033.97	-	2211.83	75.18	251.17
2005-06	4857.58	-	760.00	89.51	348.61
2006-07	6875.53	-	1827.90	211.45	509.17
2007-08	6854.00	-	1982.10	105.80	349.61
2008-09	6680.94	-	3043.00	135.94	367.68
2009-10	6637.13	-	2779.00	151.59	347.21
2010-11	7671.44	-	1388.41	128.77	329.83
2011-12	8065.46	-	1862.59	140.32	323.36
2012-13	14473.16	-	2307.00	152.46	267.36
2013-14	14542.38	-	2487.65	151.68	252.85
2014-15	14677.24	-	1459.85	310.64	231.40
2015-16	14468.94	-	1914.48	275.24	242.13
<b>Total</b>	<b>162195.51</b>	<b>902.40</b>	<b>40286.24</b>	<b>2607.76</b>	<b>10560.66</b>

## **OIDB BUDGET AT A GLANCE**

Rs. in crore

Sl. No.	Heads	F.Y. - 2015-16			F.Y. - 2016-17	
		BE	RE	Actual	BE	Actual (till 30.09.2016)
<b>1</b>	<b>Grant to Regular Grantee Institutes</b>					
i).	DGH	257.99	134.15	121.52	203.48	68.28
ii).	PCRA	71.07	47.13	41.13	74.00	8.21
iii).	CHT	31.02	20.14	19.59	28.25	4.61
iv).	PPAC	19.04	19.63	17.76	21.63	9.71
v).	OISD	15.55	16.18	15.05	17.67	8.73
<b>2</b>	<b>Grants to R&amp;D activities</b>	201.98	358.65	39.55	39.91	325.37
<b>3</b>	<b>Grants to other institutes</b>	33.69	27.64	20.64	82.64	0.00
<b>4</b>	<b>Total Grants (A)</b>	<b>630.34</b>	<b>623.52</b>	<b>275.24</b>	<b>467.58</b>	<b>424.91</b>
<b>5</b>	<b>Loan</b>	1517.51	1914.76	1914.48	1844.00	346.00
<b>6</b>	<b>Equity in ISPRL</b>	236.00	378.00	241.03	250.00	96.19
<b>7</b>	<b>O&amp;M Exp. at Visakhapatnam (Reimbursable by ISRPL)</b>	0.00	16.00	1.88	0.00	0.00
<b>8</b>	<b>Total (B)</b>	<b>1753.51</b>	<b>2308.76</b>	<b>2157.39</b>	<b>2094.00</b>	<b>442.19</b>
<b>9</b>	<b>Admn. &amp; other Exp.</b>					
i).	Royalty to State Governments	56.00	83.00	82.29	0.00	0.00
ii).	Capital Expenditure	34.4	2.51	1.20	31.90	0.58
iii).	MM Cell & contract Expenses	5.00	5.20	5.18	5.50	2.02
iv).	Expenses on OIDB employees terminal benefit (Pension & Gratuity)	1.00	2.00	0.19	2.00	0.00
v).	Maintenance and operation of OIDB's office building facilities at NOIDA	8.84	7.35	6.02	8.23	4.86
vi).	Revenue and Admn. Exp.	4.89	4.21	3.08	5.23	2.58
<b>10</b>	<b>Total (C)</b>	<b>110.13</b>	<b>104.27</b>	<b>97.96</b>	<b>52.86</b>	<b>10.04</b>
<b>11</b>	<b>Grand Total (A+B+C)</b>	<b>2493.98</b>	<b>3036.55</b>	<b>2530.39</b>	<b>2614.44</b>	<b>877.14</b>

## **COMPOSITION OF OIDB FUND**

Sl. No.	Particulars	Amount (Rs. in crore)
1.	Outstanding loan with Oil PSUs as on 30.09.2016	5865.38
2.	Equity contribution in ISPRL till 30.09.2016	3552.80
3.	Equity contribution in BLL	50.85
4.	Fund available in shape of FDRs etc. in OIDB's Bank Accounts as on 30.09.2016	1393.88
<b>5.</b>	<b>Total Fund</b>	<b>10862.91</b>

## GRANT BUDGETED AND RELEASED (DURING FY-2013-14 TO 2015-16)

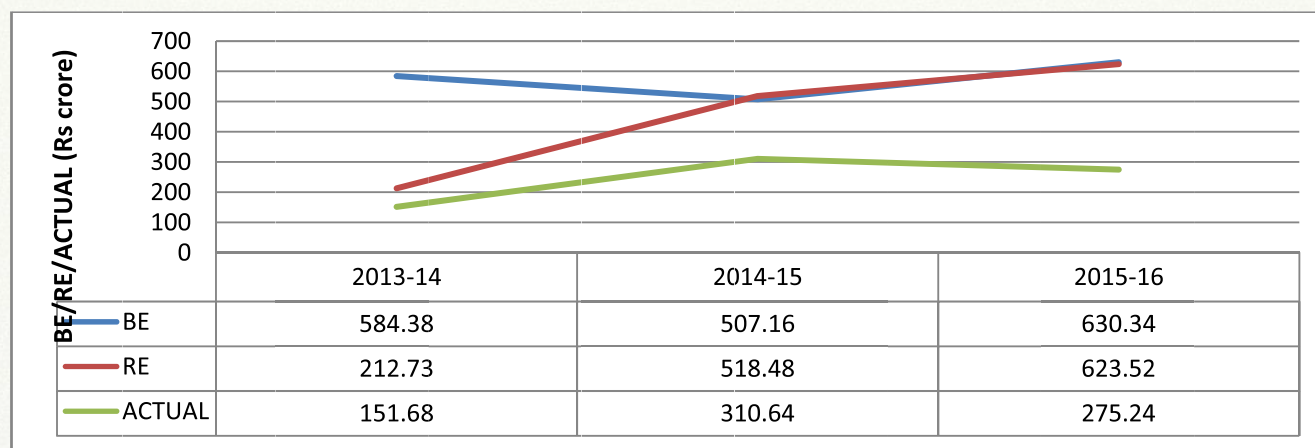
Name of the Grantee Institutes	2013-14			2014-15			2015-16		
	BE	RE	Actual	BE	RE	Actual	BE	RE	Actual
	(Rs. in crore)								
<b>DGH</b>	110.88	61.25	39.62	124.00	155.76	137.95	257.99	134.15	121.52
<b>PCRA</b>	58.31	58.31	41.54	44.71	44.71	40.86	71.07	47.13	41.13
<b>CHT</b>	17.57	22.2	18.45	15.62	22.25	10.39	31.02	20.14	19.59
<b>PPAC</b>	15.59	15.32	14.36	18.63	22.69	16.25	10.04	19.63	17.76
<b>OISD</b>	16.7	14.07	13.74	16.00	14.84	14.82	15.55	16.18	15.05
<b>Total (A)</b>	<b>219.05</b>	<b>171.15</b>	<b>127.71</b>	<b>218.96</b>	<b>260.25</b>	<b>220.27</b>	<b>394.67</b>	<b>237.23</b>	<b>215.05</b>
<b>Research &amp; Development</b>									
NGRI, Hyderabad	0.27	0.00	0.00	0.27	0.07	0.00	0.00	0.10	0.00
Coal Bed Methane, Govt. Of Rajasthan	2.22	0.5	0.00	4.30	0.83	0.83	0.00	0.00.	0.00
Birla Institute of Technology Ranchi	0.39	0.00	0.00	0.39	0.00	0.00	0.00	0.00.	0.00
IIT, Mumbai	0.00	0.06	0.06	0.18	0.00	0.00	0.00	0.00.	0.00
IIP Dehradun	1.61	0.00	0.00	0.00	0.90	0.00	0.00	0.00.	0.00
CIPET, Guindy, Chennai	0.10	0.00	0.00	0.10	0.00	0.00	0.00	0.00.	0.00
IOCL, R&D Centre	0.09	0.00	0.00	0.09	0.00	0.00	0.00	0.00.	0.00
National Gas Hydrate Programme	300.00	1.49	0.23	162.96	152.00	0.31	158.48	309.23	1.05
Demonstration INDAdapt Technology, Guwahati Refinery	13.37	2.53	0.00	17.00	9.09	3.70	43.50	49.32	38.50
<b>Total (B)</b>	<b>318.05</b>	<b>4.58</b>	<b>0.29</b>	<b>185.29</b>	<b>162.89</b>	<b>4.84</b>	<b>201.98</b>	<b>358.65</b>	<b>39.55</b>
<b>OTHER GRANTS</b>									
Sectoral Innovation Council for P&NG Sector	1.00	0.00	0.00	1.00	0.00	0.00	0.00	0.00.	0.00
RGIPT Rai-Bareilly	40.00	37.00	23.68	98.63	92.47	85.53	13.69	20.64	20.64
RGIPT Assam centre		0.00	0.00	0.00	0.00	0.00	20.00	7.00	0.00
Distribution of Smart Card for PDS/Kerosene and Domestic LPG by OMC's	3.28	0.00	0.00	3.28	2.32	0.00	0.00	0.00	0.00
DFR/PFR for Strategic Storage of Crude Oil	3.00	0.00	0.00	0.00	0.55	0.00	0.00	0.00.	0.00
<b>Total (C)</b>	<b>47.28</b>	<b>37.00</b>	<b>23.68</b>	<b>102.91</b>	<b>95.34</b>	<b>85.53</b>	<b>33.69</b>	<b>27.64</b>	<b>20.64</b>
<b>Grand Total (A+B+C)</b>	<b>584.38</b>	<b>212.73</b>	<b>151.68</b>	<b>507.16</b>	<b>518.48</b>	<b>310.64</b>	<b>630.34</b>	<b>623.52</b>	<b>275.24</b>

## GRANTS RELEASED (DURING FY-2016-17 - till 30.09.2016)

Rs. in crore

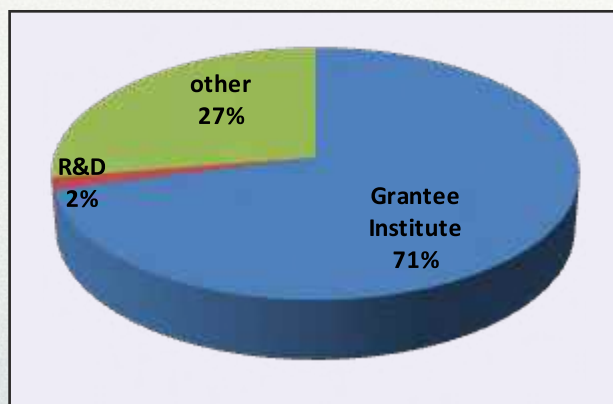
FY-2016-17	DGH	CHT	OISD	PCRA	PPAC	R&D	Others	Total
Budget Provision	BE	BE	BE	BE	BE	BE	BE	BE
	<b>203.48</b>	<b>28.25</b>	<b>17.67</b>	<b>74.00</b>	<b>21.63</b>	<b>39.91</b>	<b>82.64</b>	<b>467.58</b>
April	4.13	0.00	0.00	0.00	2.54	0.00	0.00	6.67
May	19.45	0.84	1.24	0.00	1.10	0.00	0.00	22.63
June	6.99	0.79	1.41	8.21	1.54	0.00	0.00	18.94
<b>Total Q-1 (A)</b>	<b>30.57</b>	<b>1.63</b>	<b>2.65</b>	<b>8.21</b>	<b>5.18</b>	<b>0.00</b>	<b>0.00</b>	<b>48.24</b>
<b>Utilization-Q1 (in % of BE)-</b>	<b>15.02%</b>	<b>5.77%</b>	<b>15.00%</b>	<b>11.09%</b>	<b>23.95%</b>	<b>0%</b>	<b>0%</b>	<b>10.32%</b>
July	3.71	0.90	2.54	0.00	1.25	16.89	0.00	25.29
August	24.00	0.98	0.00	0.00	1.32	0.00	0.00	26.30
September	10.00	1.10	3.54	0.00	1.96	0.00	0.00	16.60
<b>Total Q-2 (B)</b>	<b>37.71</b>	<b>2.98</b>	<b>6.08</b>	<b>0.00</b>	<b>4.53</b>	<b>16.89</b>	<b>0.00</b>	<b>68.19</b>
<b>Utilization-Q2 (in % of BE)-</b>	<b>18.53%</b>	<b>10.55%</b>	<b>34.40%</b>	<b>0%</b>	<b>20.95%</b>	<b>42.32%</b>	<b>0%</b>	<b>14.58%</b>
<b>Total Grant (H1)</b>	<b>68.28</b>	<b>4.61</b>	<b>8.73</b>	<b>8.21</b>	<b>9.71</b>	<b>16.89</b>	<b>0.00</b>	<b>116.43</b>
<b>Utilization-H1 (in % of BE)</b>	<b>33.55%</b>	<b>16.32%</b>	<b>49.40%</b>	<b>11.09%</b>	<b>44.90%</b>	<b>42.32%</b>	<b>0%</b>	<b>24.90%</b>

## TOTAL GRANT –ALLOCATIONS AND ACTUALS (FY-2013-14 to 2015-16)

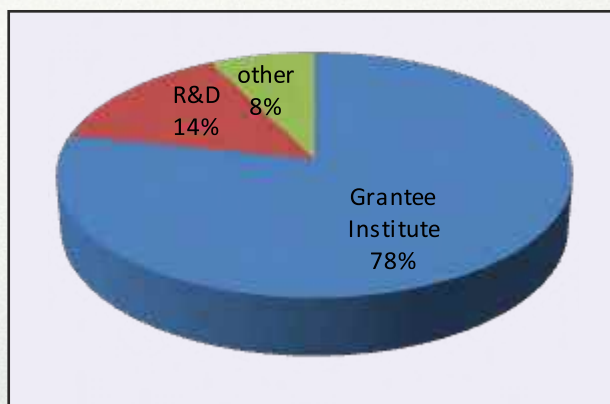


## COMPOSITION OF GRANTS

F.Y. - 2014-15

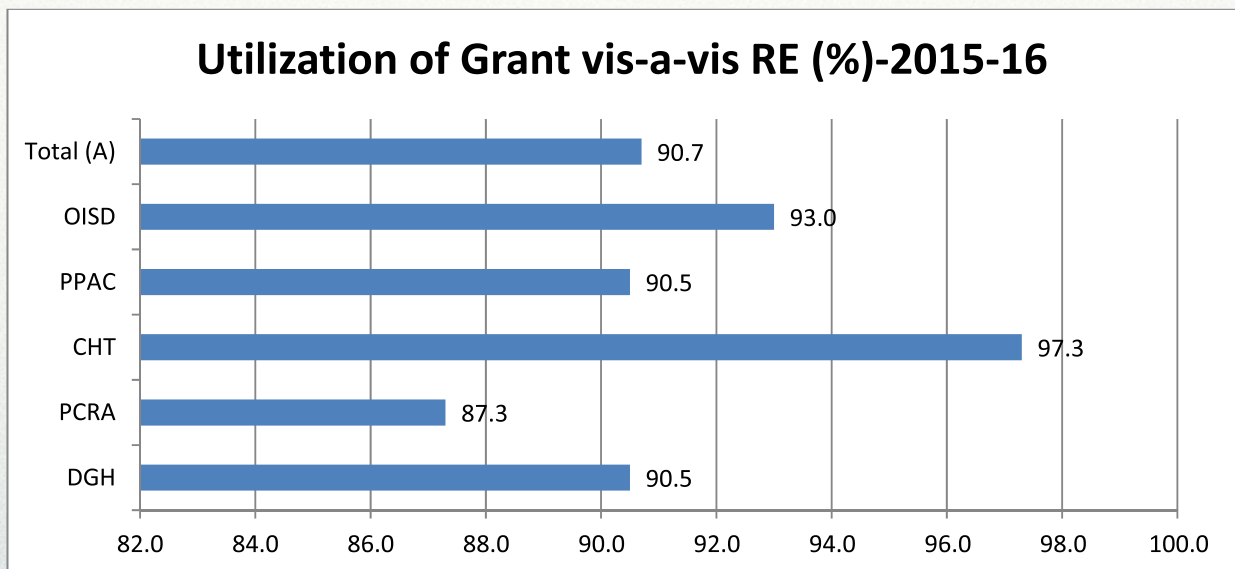
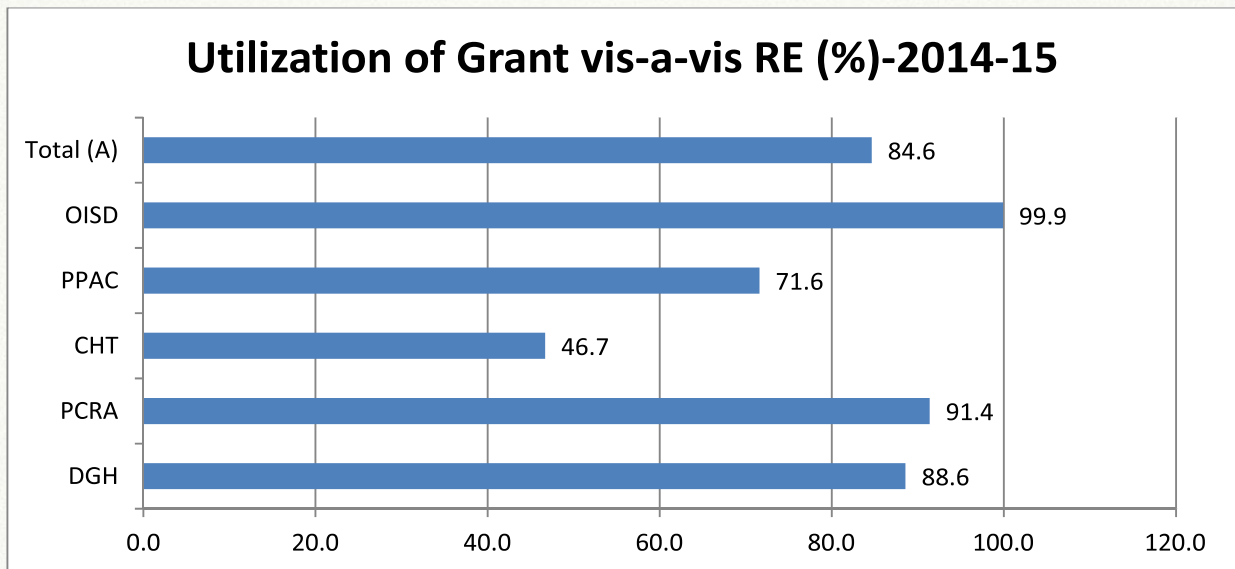
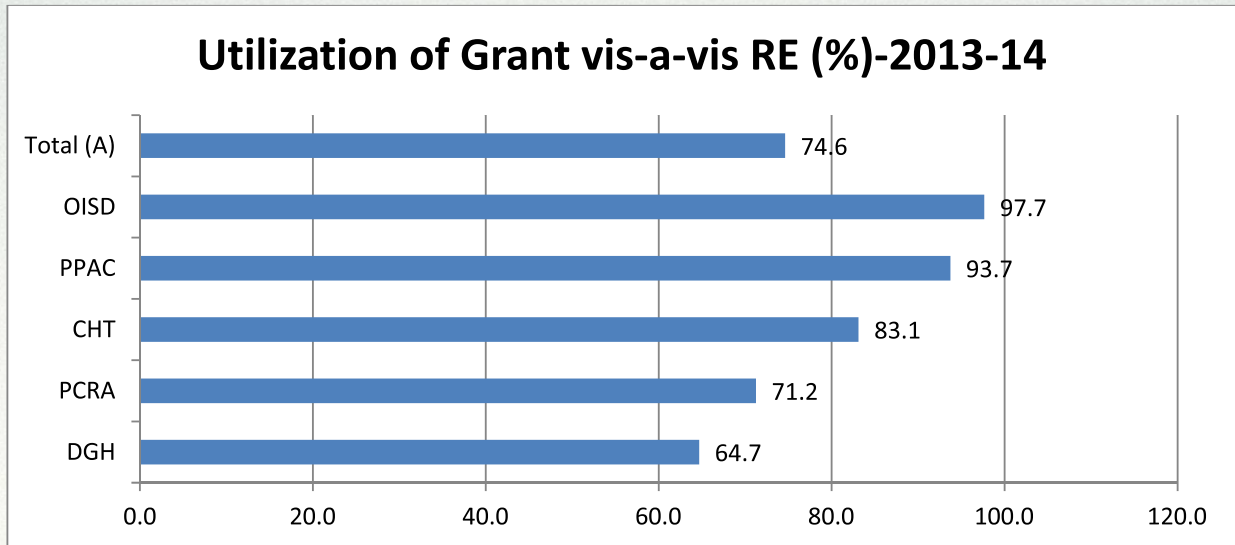


F.Y. – 2015-16





## ACTUAL UTILISATION OF GRANTS VIS-A-VIS BUDGET (RE)

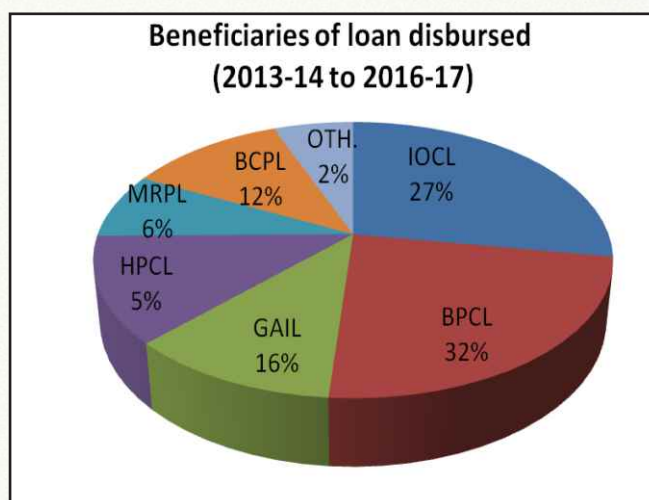
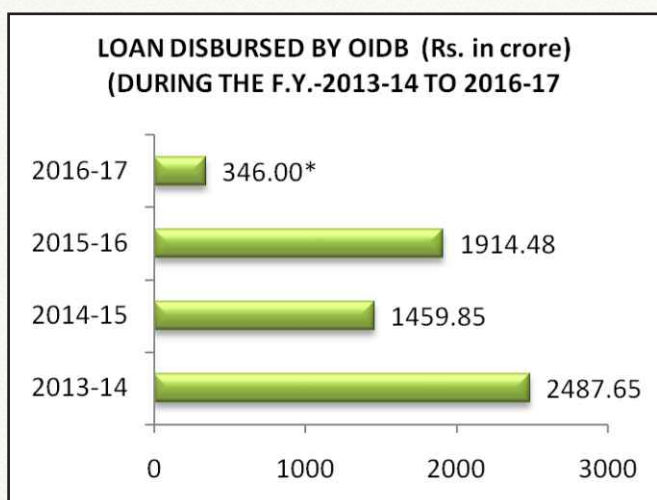


## LOAN DISBURSED BY OIDB DURING THE F.Y.-2013-14 TO 2016-17

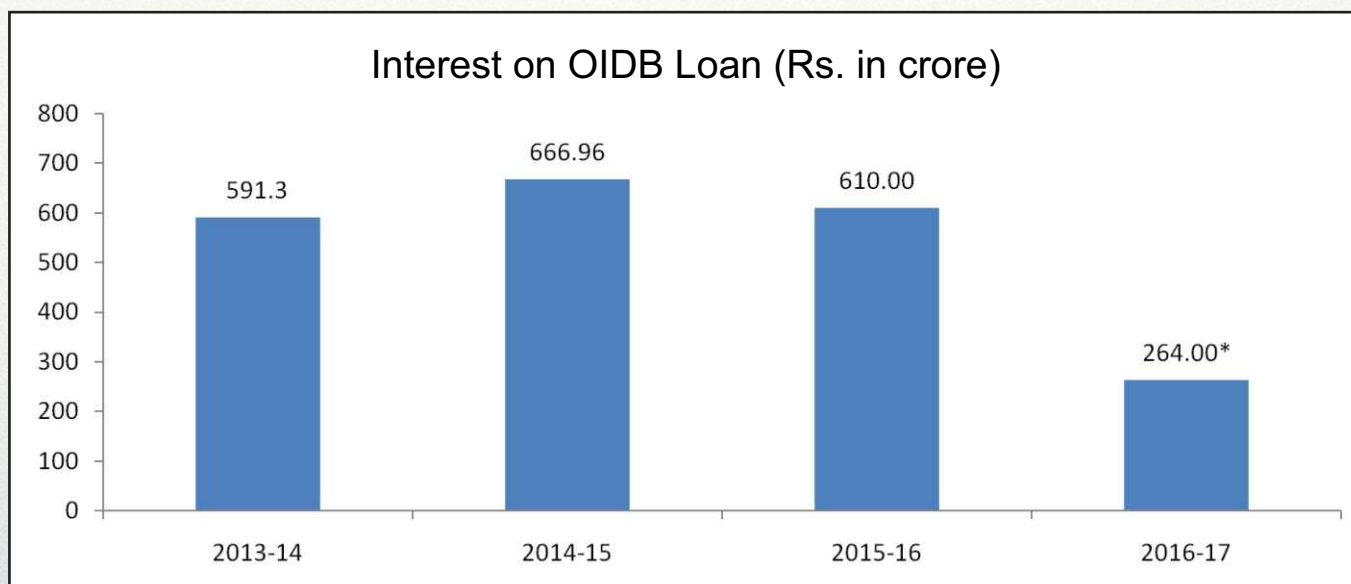
Rs. in crore

Name of the Oil PSUs	Financial Year				Total
	2013-14	2014-15	2015-16	2016-17	
GAIL	975.00	0.00	0.00	0.00	975.00
IOCL	572.00	420.00	711.25	0.00	1703.25
HPCL	138.00	120.00	124.75	0.00	382.00
BPCL	0.00	907.50	744.25	346.00	1997.75
BCPL	435.00	0.00	298.00	0.00	733.00
GAILGAS	25.65	12.35	24.23	0.00	62.23
MRPL	300.00	0.00	0.00	0.00	300.00
OTH.*	42.00	0.00	12.00	308.48*	54.00
<b>Total</b>	<b>2487.65</b>	<b>1459.85</b>	<b>1914.48</b>	<b>654.48</b>	<b>6515.71</b>

\*As per the Govt. direction, OIDB released its share towards NGHP -2 out of the budget earmarked for loans to Oil PSUs during FY-2016-17 (BE).



\*till 30.09.2016



\*till 30.09.2016

**THE LIST OF PROJECTS FINANCED THROUGH OIDB LOAN  
(DURING FY - 2013-14 TO 2016-17)**

Name of Organization	Name of Projects
<b>GAIL (India) Limited</b>	1. Dhabol-Bangalore Pipeline. 2. Petrochemical complex-II Project Vijaypur&Pata. 3. Kochi-Kanjirkkod-Bangalore-Mangalore Pipeline.
<b>IOCL</b>	4. Paradip Refinery, Abhayachandrapur project. 5. Revamp of Fluidized Catalytic Cracking Unit (FCCU), Mathura Refinery. 6. Paradip Refinery Project. 7. Paradip Raipur Ranchi Product Pipeline. 8. Debottlenecking of SMPL. 9. ParadipHaldia Durgapur LPG Pipeline.
<b>HPCL</b>	10. LPG Pipeline from BPCL Uran to Chakan (Pune). 11. Rewari Mathura Kanpur Pipeline. 12. Awa Salawas Pipeline. 13. Mangalore Bangalore LPG Pipeline. 14. LPG Pipeline from Uran to Chakan. 15. Rewari Kanpur Product pipeline.
<b>BPCL</b>	16. Integrated Refinery Expansion Project Kochi, 17. CDU/VDU Project Mumbai, 18. Kota Jobner Pipeline.
<b>NRL</b>	19. Wax Project.
<b>BCPL</b>	20. Brahmaputra Cracker and Polymer Project (Assam Gas Cracker Project),
<b>MRPL</b>	21. Phase-III Refinery Project.
<b>GAIL Gas Limited</b>	22. City gas distribution project in 4 cities Dewas, Kota, Meerut and Sonipat. 23. City gas distribution project in the Geographical area of Taj Trapezium Zone.

**EQUITY INVESTMENT**

Amount in Rs.

<b>(A) Equity in ISPRL</b>	
<b>Equity Approved by Govt. (in Rs.)</b>	3832,56,00,000
<b>Financial Year</b>	<b>Equity Released</b>
<b>2005-06</b>	4,33,00,000*
<b>2006-07</b>	32,53,28,453
<b>2007-08</b>	63,26,16,099
<b>2008-09</b>	193,29,90,214
<b>2009-10</b>	226,21,99,208
<b>2010-11</b>	442,35,41,829
<b>2011-12</b>	570,12,04,367
<b>2012-13</b>	811,54,79,687
<b>2013-14</b>	548,00,29,375
<b>2014-15</b>	323,91,43,775
<b>2015-16</b>	241,03,00,000
<b>2016-17 (till 30-09-2016)</b>	96,19,00,000
<b>Total</b>	<b>3552,80,33007</b>
<b>(B) Equity in M/s BiocoLawrie Ltd.</b>	
<b>1994-95</b>	17,58,00,000
<b>2011-12</b>	32,75,85,000
<b>Total</b>	<b>50,33,85,000</b>
<b>GRAND TOTAL (A+B)</b>	<b>3603,14,18,007</b>

\*Rs. 1.00 crore contributed by IOCL.

## तेल उद्योग विकास बोर्ड में हिन्दी पखवाड़े का आयोजन दिनांक 14 सितम्बर से 28 सितम्बर तक



सचिव, ओआईडीबी मुख्य अतिथि डा विचारदास का स्वागत करते हुए



दीप प्रज्ज्वलन समारोह



मुख्य अतिथि डा विचारदास का अभिभाषण



सचिव, ओआईडीबी का सम्बोधन




कवि सम्मेलन में उपस्थित माननीय कवि



कथा "गरीब नवाज" का मंचन



हिन्दी और आई.टी. अनुप्रयोग विषय पर एक दिवसीय कार्यशाला का आयोजन



ओआईडीबी भवन में पुस्तक प्रदर्शनी का आयोजन

**तेल उद्योग विकास बोर्ड**

पेट्रोलियम एवं प्राकृतिक गैस मंत्रालय, भारत सरकार



**Oil Industry Development Board**

Ministry of Petroleum & Natural Gas, Government of India

Registered Office : 301, World Trade Centre, 3rd Floor, Babar Road, New Delhi-11001

Corporate Office : OIDB, Bhawan, "C" Block, Plot No.2, Sector-73, Noida-201301, U.P.

Visit Oil Industry Development Board website "<http://oidb.gov.in>"